

STATEMENT OF APPROPRIATIONS, ALLOTMENTS, OBLIGATIONS, DISBURSEMENTS AND BALANCES

As of the Quarter Ending December 31, 2016

Department: Department of Health (DOH)

Agency: Office of the Secretary

Operating Unit: Margosatubig Regional Hospital

Organization Code (UACS): 130011400057


Fund Cluster: 01 - Regular Agency Fund

Authorization: 01 - Current Year Appropriations


Particulars	UACS CODE	Appropriation			Allotments					Current Year Obligations					Current Year Disbursements					Balances			
		Authorized Appropriation	Adjustments (Transfer To)/From, Realignment	Adjusted Appropriations	Allotments Received	Adjustments (Withdrawal, Realignment)	Transfer To	Transfer From	Adjusted Total Allotments	1st Quarter Ending March 31	2nd Quarter Ending June 30	3rd Quarter Ending Sept. 30	4th Quarter Ending Dec. 31	Total	1st Quarter Ending March 31	2nd Quarter Ending June 30	3rd Quarter Ending Sept. 30	4th Quarter Ending Dec. 31	Total	Unreleased Appropriations	Unobligated Allotment	Unpaid Obligations (15-20) = (23+24)	
																						Due and Demandable	Not Yet Due and Demandable
1	2	3	4	5=(3+4)	6	7	8	9	10=(6+7+8+9)	11	12	13	14	15=(11+12+13+14)	16	17	18	19	20=(16+17+18+19)	21=(5-10)	22=(9-14)	23	24
I. Agency Specific Budget:																							
Specific Budgets of National Government Agencies	01101101																						
General Administration and Support	00000100000000	4,656,000.00		4,656,000.00	4,655,795.00				4,655,795.00	25,000.00			4,615,795.00	4,640,795.00	25,000.00			4,615,795.00	4,640,795.00	205.00	15,000.00		
Administration of Personnel Benefits	10300100020000	4,656,000.00		4,656,000.00	4,655,795.00				4,655,795.00	25,000.00			4,615,795.00	4,640,795.00	25,000.00			4,615,795.00	4,640,795.00	205.00	15,000.00		
PS		4,656,000.00		4,656,000.00	4,655,795.00				4,655,795.00	25,000.00			4,615,795.00	4,640,795.00	25,000.00			4,615,795.00	4,640,795.00	205.00	15,000.00		
Operations	00000300000000	138,572,000.00	540,000.00	139,112,000.00	138,572,000.00			540,000.00	139,112,000.00	23,474,086.78	27,728,348.60	30,830,889.27	33,217,655.23	115,250,979.88	20,669,674.54	26,699,267.10	27,469,261.55	35,076,470.16	109,914,673.35		23,861,020.12	2,436,567.90	2,899,738.63
MFO 2: TECHNICAL SUPPORT SERVICES	00000302000000	23,071,000.00	240,000.00	23,311,000.00	23,071,000.00			240,000.00	23,311,000.00				717.04	717.04							23,310,282.96		717.04
Family Health and Responsible Parenting	22400302050000		40,000.00	40,000.00				40,000.00	40,000.00												40,000.00		
MOOE			40,000.00	40,000.00				40,000.00	40,000.00												40,000.00		
Health Emergency Management including provision of emergency drugs and supplies	22400302080000		200,000.00	200,000.00				200,000.00	200,000.00				717.04	717.04							199,282.96		717.04
MOOE			200,000.00	200,000.00				200,000.00	200,000.00				717.04	717.04							199,282.96		717.04
Health Facilities Enhancement Program (HFE-P)	00000302090000	23,071,000.00		23,071,000.00	23,071,000.00				23,071,000.00												23,071,000.00		
Operation of Regional Medical Centers, Sanitaria and other Hospitals	22300302090000	23,071,000.00		23,071,000.00	23,071,000.00				23,071,000.00												23,071,000.00		
CO		23,071,000.00		23,071,000.00	23,071,000.00				23,071,000.00												23,071,000.00		
MFO 3: HOSPITAL SERVICES	00000303000000	115,501,000.00	300,000.00	115,801,000.00	115,501,000.00			300,000.00	115,801,000.00	23,474,086.78	27,728,348.60	30,830,889.27	33,216,936.19	115,250,262.84	20,669,674.54	26,699,267.10	27,469,261.55	35,076,470.16	109,914,673.35		550,737.16	2,436,567.90	2,899,021.59
Operation of Regional Medical Centers, Sanitaria and other Hospitals	22300303030000	115,501,000.00	300,000.00	115,801,000.00	115,501,000.00			300,000.00	115,801,000.00	23,474,086.78	27,728,348.60	30,830,889.27	33,216,936.19	115,250,262.84	20,669,674.54	26,699,267.10	27,469,261.55	35,076,470.16	109,914,673.35		550,737.16	2,436,567.90	2,899,021.59
PS		88,857,000.00		88,857,000.00	88,857,000.00				88,857,000.00	19,649,391.52	20,848,621.18	21,518,547.80	26,295,166.39	88,311,726.89	17,978,209.89	21,760,623.10	21,451,824.22	27,121,069.08	88,311,726.89		545,273.11		
MOOE		26,644,000.00	300,000.00	26,944,000.00	26,644,000.00			300,000.00	26,944,000.00	3,624,695.26	6,879,727.42	9,312,341.47	6,921,771.80	26,936,535.95	2,091,464.65	4,938,644.00	6,017,437.33	7,955,400.48	21,602,946.46		5,464.05	2,436,567.90	2,899,021.59
Sub-Total, Agency-Specific		143,228,000.00	540,000.00	143,768,000.00	143,227,795.00			540,000.00	143,767,795.00	23,499,086.78	27,728,348.60	30,830,889.27	37,833,450.23	119,891,774.88	20,894,674.54	26,899,267.10	27,469,261.55	39,692,265.16	114,555,468.35	205.00	23,876,020.12	2,436,567.90	2,899,738.63
PS		93,513,000.00		93,513,000.00	93,512,795.00				93,512,795.00	19,674,391.52	20,848,621.18	21,518,547.80	30,910,961.39	92,952,921.89	18,003,209.89	21,760,623.10	21,451,824.22	31,736,964.66	92,952,921.89	205.00	560,273.11		
MOOE		26,644,000.00	540,000.00	27,184,000.00	26,644,000.00			540,000.00	27,184,000.00	3,624,695.26	6,879,727.42	9,312,341.47	6,922,488.84	26,939,262.99	2,091,464.65	4,938,644.00	6,017,437.33	7,955,400.48	21,602,946.46		244,747.01	2,436,567.90	2,899,738.63
Fin Ex																							
CO		23,071,000.00		23,071,000.00	23,071,000.00				23,071,000.00												23,071,000.00		
II. Automatic Appropriations																							
Retirement and Life Insurance Premiums	01104102																						
Operations	00000300000000	6,759,000.00	1,240,987.00	7,999,987.00	7,999,987.00				7,999,987.00	1,687,290.81	1,920,899.77	1,867,983.31	2,367,460.43	7,843,634.32	1,687,290.81	1,920,899.77	1,867,983.31	2,367,460.43	7,843,634.32		156,352.68		
MFO 3: HOSPITAL SERVICES	00000303000000	6,759,000.00	1,240,987.00	7,999,987.00	7,999,987.00				7,999,987.00	1,687,290.81	1,920,899.77	1,867,983.31	2,367,460.43	7,843,634.32	1,687,290.81	1,920,899.77	1,867,983.31	2,367,460.43	7,843,634.32		156,352.68		
Operation of Regional Medical Centers, Sanitaria and other Hospitals	22300303030000	6,759,000.00	1,240,987.00	7,999,987.00	7,999,987.00				7,999,987.00	1,687,290.81	1,920,899.77	1,867,983.31	2,367,460.43	7,843,634.32	1,687,290.81	1,920,899.77	1,867,983.31	2,367,460.43	7,843,634.32		156,352.68		
PS		6,759,000.00	1,240,987.00	7,999,987.00	7,999,987.00				7,999,987.00	1,687,290.81	1,920,899.77	1,867,983.31	2,367,460.43	7,843,634.32	1,687,290.81	1,920,899.77	1,867,983.31	2,367,460.43	7,843,634.32		156,352.68		
Sub-Total, Automatic Appropriations		6,759,000.00	1,240,987.00	7,999,987.00	7,999,987.00				7,999,987.00	1,687,290.81	1,920,899.77	1,867,983.31	2,367,460.43	7,843,634.32	1,687,290.81	1,920,899.77	1,867,983.31	2,367,460.43	7,843,634.32		156,352.68		
PS		6,759,000.00	1,240,987.00	7,999,987.00	7,999,987.00				7,999,987.00	1,687,290.81	1,920,899.77	1,867,983.31	2,367,460.43	7,843,634.32	1,687,290.81	1,920,899.77	1,867,983.31	2,367,460.43	7,843,634.32		156,352.68		
MOOE																							
Fin Ex																							
CO																							
III. Special Purpose Fund																							
Miscellaneous Personnel Benefits Fund	01101406		17,164,590.00	17,164,590.00	14,446,490.00			2,718,100.00	17,164,590.00			5,986,577.00		10,918,197.49	16,904,774.49		5,986,049.00	528.00	10,918,197.49	16,904,774.49		259,815.51	
Miscellaneous Personnel Benefits Fund	00000907000000		17,164,590.00	17,164,590.00	14,446,490.00				17,164,590.00			5,986,577.00		10,918,197.49	16,904,774.49		5,986,049.00	528.00	10,918,197.49	16,904,774.49		259,815.51	
Performance-Based Bonus	10300907010000		2,718,100.00	2,718,100.00				2,718,100.00	2,718,100.00				2,718,100.00	2,718,100.00				2,718,100.00	2,718,100.00				
PS			2,718,100.00	2,718,100.00				2,718,100.00	2,718,100.00				2,718,100.00	2,718,100.00				2,718,100.00	2,718,100.00				

Particulars	UACS CODE	Appropriation			Allotments					Current Year Obligations					Current Year Disbursements					Balances			
		Authorized Appropriation	Adjustments (Transfer To)/From, Realignment	Adjusted Appropriations	Allotments Received	Adjustments (Withdrawal, Realignment)	Transfer To	Transfer From	Adjusted Total Allotments	1st Quarter Ending March 31	2nd Quarter Ending June 30	3rd Quarter Ending Sept. 30	4th Quarter Ending Dec. 31	Total	1st Quarter Ending March 31	2nd Quarter Ending June 30	3rd Quarter Ending Sept. 30	4th Quarter Ending Dec. 31	Total	Unreleased Appropriations	Unobligated Allotment	Unpaid Obligations (15-20) = (23+24)	
1	2	3	4	5=(3+4)	6	7	8	9	10=(6+7+8+9)	11	12	13	14	15=(11+12+13+14)	16	17	18	19	20=(16+17+18+19)	21=(5-15)	22=(16-18)	23	24
Funding Requirements for the Filling up of Unfilled Positions	103009070200000		373,177.00	373,177.00	373,177.00				373,177.00				359,054.50	359,054.50				359,054.50	359,054.50		14,122.50		
PS			373,177.00	373,177.00	373,177.00				373,177.00				359,054.50	359,054.50				359,054.50	359,054.50		14,122.50		
Funding Requirements for the Creation of New Positions	103009070300000		4,365,939.00	4,365,939.00	4,365,939.00				4,365,939.00				4,188,803.14	4,188,803.14				4,188,803.14	4,188,803.14		177,135.86		
PS			4,365,939.00	4,365,939.00	4,365,939.00				4,365,939.00				4,188,803.14	4,188,803.14				4,188,803.14	4,188,803.14		177,135.86		
For Payment of Compensation Adjustment	103009070700000		9,707,374.00	9,707,374.00	9,707,374.00				9,707,374.00		5,986,577.00		3,652,239.85	9,638,816.85		5,986,049.00	528.00	3,652,239.85	9,638,816.85		68,557.15		
PS			9,707,374.00	9,707,374.00	9,707,374.00				9,707,374.00		5,986,577.00		3,652,239.85	9,638,816.85		5,986,049.00	528.00	3,652,239.85	9,638,816.85		68,557.15		
Sub-Total, SPF			17,164,590.00	17,164,590.00	14,446,490.00			2,718,100.00	17,164,590.00		5,986,577.00		10,918,197.49	16,904,774.49		5,986,049.00	528.00	10,918,197.49	16,904,774.49		259,815.51		
PS			17,164,590.00	17,164,590.00	14,446,490.00			2,718,100.00	17,164,590.00		5,986,577.00		10,918,197.49	16,904,774.49		5,986,049.00	528.00	10,918,197.49	16,904,774.49		259,815.51		
MOOE																							
Fin Ex																							
CO																							
GRAND TOTAL		149,987,000.00	18,945,577.00	168,932,577.00	165,674,272.00			3,258,100.00	168,932,577.00	25,186,377.59	35,535,625.37	32,698,872.58	51,119,108.15	144,640,183.69	22,381,965.35	34,606,215.87	29,337,772.86	52,977,923.08	138,303,877.16	205.00	24,282,188.31	2,436,567.90	2,899,738.63
PS		100,272,000.00	18,405,577.00	118,677,577.00	115,959,272.00			2,718,100.00	118,677,577.00	21,361,682.33	26,756,997.95	23,386,531.11	44,196,619.31	117,700,930.70	19,890,800.70	29,667,571.87	23,320,335.53	45,022,522.60	117,700,930.70	205.00	976,441.30		
MOOE		26,644,000.00	540,000.00	27,184,000.00	26,844,000.00			540,000.00	27,184,000.00	3,824,695.26	6,879,727.42	9,312,341.47	6,922,488.84	26,939,252.99	2,691,464.65	4,938,644.00	6,017,437.33	7,955,400.48	21,602,946.48		244,747.01	2,436,567.90	2,899,738.63
Fin Ex																							
CO		23,071,000.00		23,071,000.00	23,071,000.00				23,071,000.00												23,071,000.00		


Certified Correct:


 Jungco, Emely
 Budget Officer
 Date: 31/Jan/2017


Certified Correct:


 TITA C. AZUR, CPA
 Chief Accountant
 Date:

Recommended By:


 Jungco, Emely
 Director, FMS
 Date: 31/Jan/2017

Approved By:


 Sison, Richard
 Agency Head/Department
 Date: 31/Jan/2017

This report was generated using the Unified Reporting System